




WE'RE LICENSED TO KILL - WHAT'S BUGGING YOU?

PRECAUTIONARY/PREPAREDNESS ACTIONS


WHAT TO DO BEFORE YOUR PEST CONTROL SERVICE

Thank you for choosing Richland Pest and Bee Control! We are very happy to be of service to you and your satisfaction is the most important thing to us. Here are a few things we need you to do in order to keep you, your family, pets and the environment safe during your service:


PRIOR TO SERVICE



Identify any and all bodies of water on your property ex. koi ponds, lakes, streams, pools etc.



Inform us of any flowers or gardens for pollinators.



Inform us of any food gardens including vegetable gardens or potted herbs




Alert Richland of any honeybee farms on the property



Close all windows



Turn off and cover all air conditioning units near the area to be treated



Alert Richland of any children or pets that reside on the property

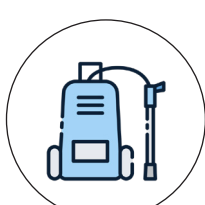


Remove all toys for children and pets from the exterior of the home


AFTER TREATMENT



Do not use a garden hose to clean windows. Instead use a towel with warm soapy water to spot clean



Do not powerwash, stain, or paint the exterior for 90 days after treatments



Plan to stay away from all treated areas for 2-4 hours following the application



Be aware of areas that pesticides were used



When treating exposed wasp nests, you can expect to see activity for 7-10 days following treatment.



After wall void treatment, activity can persist indoors and outdoors for anywhere from 7 days to 3 weeks depending on the time of year.